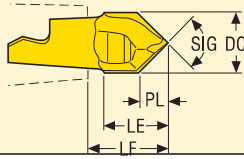


## Slot milling/square shoulder milling




Insert type	Designation	Dimensions in mm				ZNP	Wrench	Coated			
		LE	DC	RE	LF			Grades			
								T60M	F15M	F30M	F40M
3-flute	MM10-10012-A30-E03	11,87	10,0	0,0	15,72	3	MM0416			■	
3-flute	MM10-10012-R05A30-M03	11,87	10,0	0,5	15,72	3	MM0416				■
3-flute	MM10-10012-R10A30-D03	11,87	10,0	1,0	15,72	3	MM0416			■	
3-flute	MM10-10012-R10A30-E03	11,87	10,0	1,0	15,72	3	MM0416			■	
3-flute	MM10-10012-R10A30-M03	11,87	10,0	1,0	15,72	3	MM0416				■
3-flute	MM10-10012-R20A30-M03	11,87	10,0	2,0	15,72	3	MM0416				■
3-flute	MM10-10012-R30A30-M03	11,87	10,0	3,0	15,72	3	MM0416				■
3-flute	MM10-09512-A30-E03	11,87	9,525	0,0	15,72	3	MM0416			■	
3-flute	MM10-09512-R04A30-M03	11,87	9,525	0,4	15,72	3	MM0416				■
3-flute							MM0416				
3-flute	MM10-09512-R08A30-M03	11,87	9,525	0,8	15,72	3	MM0416				■
3-flute	MM10-09512-R16A30-M03	11,87	9,525	1,6	15,72	3	MM0416				■
2-flute	MM10-10007-M03	6,87	10,0	0,0	8,5	2	MM0612	■			
2-flute	MM10-10007-R04-MD04	6,86	10,0	0,4	8,49	2	MM0612	■		■	
2-flute	MM10-10007-R04P-M03	6,75	10,0	0,4	8,38	2	MM0612			■	
2-flute	MM10-10007-R10-MD04	6,85	10,0	1,0	8,48	2	MM0612	■		■	
2-flute	MM10-10007-R20-MD04	6,83	10,0	2,0	8,46	2	MM0612	■		■	
2-flute	MM10-10007-R30-MD04	6,81	10,0	3,0	8,44	2	MM0612			■	
2-flute	MM10-09510-M03	6,87	9,525	0,0	8,5	2	MM0612	■			
2-flute	MM10-09510-R04-MD04	6,86	9,525	0,4	8,49	2	MM0612	■			
2-flute	MM10-09510-R32-MD04	6,86	9,525	3,175	8,43	2	MM0612			■	
2-flute	MM10-10007-R04A8-E03	6,6	10,0	0,4	8,44	2	MM0612	■		■	
2-flute	MM10-09510-R08A8-E03	6,6	9,525	0,8	8,37	2	MM0612			■	
Keyway 3-flute	MM10-09512-R03A30-M03	11,87	9,525	0,3	15,72	3	MM0416				■
Keyway 2-flute	MM10-09307T-R02-D04	6,87	9,27	0,2	8,49	2	MM0612	■			
Keyway 2-flute	MM10-09807T-R03-D04	6,87	9,8	0,3	8,49	2	MM0612	■			

## Centre drilling



Insert type	Designation	Dimensions in mm				SIG°	ZNP	Wrench	Coated				
		DC	LE	LF	PL				Grades				
									T60M	F15M	F30M	F40M	
90°	MM10-10005-C90-M03	10,0	10,0	11,8	4,69	90,0	2	MM0612	■				
120°	MM10-10007-C120-M03	10,0	10,4	11,8	2,7	120,0	2	MM0612	■				

## Chamfering

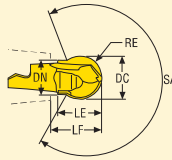


Insert type	Designation	Dimensions in mm					KAPR°	ZNP	Wrench	Coated			
		DC	DCX	LE	LF	PL				Grades			
										T60M	F15M	F30M	F40M
45°	MM10-10007-4525-E03	4,82	10,0	6,94	8,48	2,6	45,0	2	MM0612	■			
60°	MM10-10008-6040-E03	5,24	10,0	8,05	9,6	4,2	60,0	2	MM0612	■			

For Torque keys and torque values, see page 631



## Precision inserts for semi-finishing in all materials



Insert type	Designation	Dimensions in mm								Coated				
		DC	RE	LE	LF	DN	SA°	ZNP	Wrench	Grades				
										T60M	F15M	F30M	F40M	
2-flute	MM10-12012-B120PF-M02	12,0	6,0	12,0	13,2	10,0	247,0	2	MM0612		■			
2-flute	MM10-12712-B120PF-M03	12,7	6,35	12,4	13,56	10,0	256,0	2	MM1420		■			
2-flute	MM10-12012-B120P-M05	12,0	6,0	12,0	13,2	10,0	247,0	2	MM0612			■		
2-flute	MM10-12712-B120P-M05	12,7	6,35	12,4	13,56	10,0	256,0	2	MM1420			■		

## Copy milling



Insert type	Designation	Dimensions in mm					Coated						
		LE	DC	RE	LF	ZNP	Wrench	Grades					
								T60M	F15M	F30M	F40M		
3-flute	MM10-10012-B90A30-E03	11,87	10,0	5,0	15,72	3	MM0416			■			
3-flute	MM10-10012-B90A30-M03	11,87	10,0	5,0	15,72	3	MM0416				■		
3-flute	MM10-10012-B90A30-D03	11,87	10,0	5,0	15,72	3	MM0416			■			
3-flute	MM10-09512-B90A30-E03	11,87	9,525	4,763	15,72	3	MM0416			■			
3-flute	MM10-09512-B90A30-M03	11,87	9,525	4,763	15,72	3	MM0416				■		
2-flute	MM10-10010-B90-MD04	10,23	10,0	5,0	11,77	2	MM0612	■		■			
2-flute	MM10-10010-B90S-E04	10,23	10,0	5,0	11,77	2	MM0612			■			
2-flute	MM10-09510-B90S-E04	10,23	9,525	4,763	11,77	2	MM0612			■			
2-flute	MM10-10010-B90P-M04	8,73	10,0	5,0	11,74	2	MM0612			■			
2-flute	MM10-10010-B90PF-M02	8,73	10,0	5,0	11,74	2	MM0612		■				
2-flute	MM10-09510-B90P-M04	8,73	9,525	4,763	11,74	2	MM0612	■		■			

For Torque keys and torque values, see page 631

